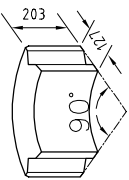
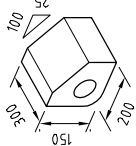
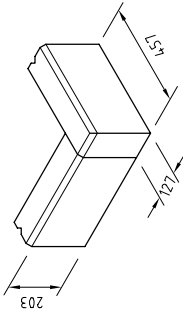
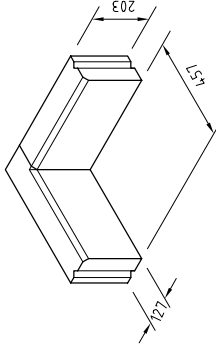
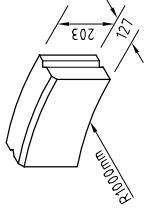


Notes:

- Concrete to be 17.5MPa at 28 days.
- Kerbs to be manufactured in accordance with NZS 3102.

KERB PROFILE		USES	TYPE	USES
		As a mountable kerb for private ways	Radius 125mm	Vehicular crossings and Pram crossings
		As an edging for private ways only	Interlocking Kerb Domestic	As EQS Drawing R11
		As an edging for private ways only	Standard 75mm Kerb	As EQS Drawing R11
		All roads	Standard 125mm Kerb	As EQS Drawing R11
		For cul-de-sac with carriageway 5.4m width and private ways	Drive Over Kerb	As EQS Drawing R11

MANARC

MANUKAU CITY APPROVED REQUIREMENT

DETAIL:

STEVENSONS KERB & BLOCKS

UPDATED:

AUG 2006

DETAIL No:

MR-27

MANUKAU CITY COUNCIL