
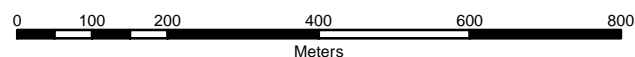






SCALE 1:10,000 at A3



- | | | | |
|---|--------------------------------------|---|--------------------|
|  | Kenderdine Catchment Boundary (MCC) |  | Kenderdine SW Line |
|  | Pipes to be Upgraded (MPD catchment) |  | Open Channel |
| 0.75 | Pipe Upgrade diam. | | SW Line |

**MPD Catchment
Pipe Upgrade
for 20% AEP Capacity**

MAP A8

Job: 31506 Kenderdine
Date: 02/03/2006