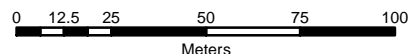


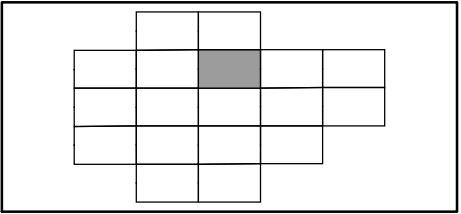


SCALE 1:2,000 at A3



 Kenderdine Catchment Boundary (MCC)  
 14 Contours



Pukaki/Waokauri Catchment Group  
**694 Kenderdine Catchment CMP**  
**Stormwater Services**

MAP 2-D3

Job: 31506 Kenderdine  
 Date: 02/03/2006